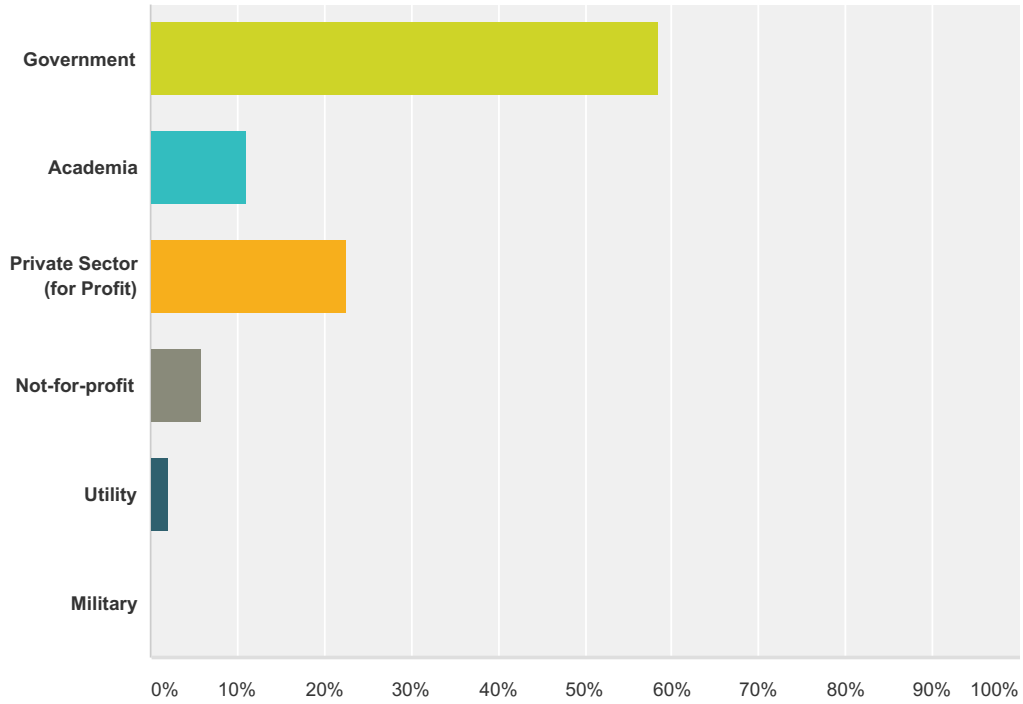


Q1 Which of the following best describes the industry in which you are currently working?

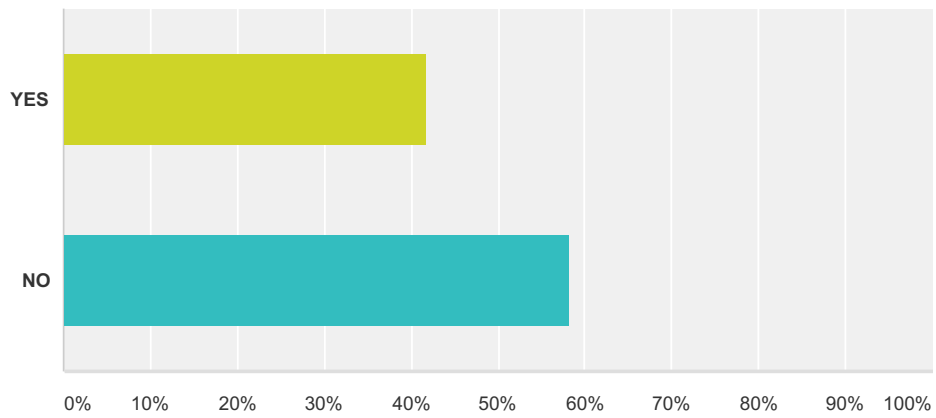
Answered: 243 Skipped: 7



| Answer Choices | Responses | |
|-----------------------------|-----------|------------|
| Government | 58.44% | 142 |
| Academia | 11.11% | 27 |
| Private Sector (for Profit) | 22.63% | 55 |
| Not-for-profit | 5.76% | 14 |
| Utility | 2.06% | 5 |
| Military | 0.00% | 0 |
| Total | | 243 |

Q2 Are you active in your a regional or local NY GIS group?

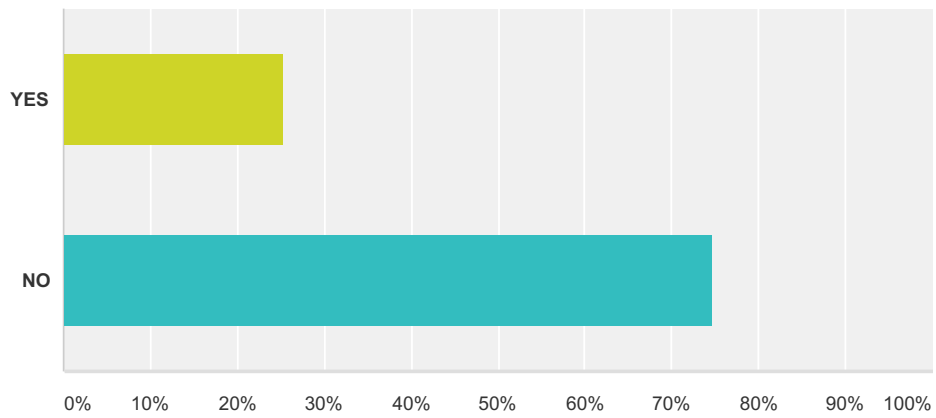
Answered: 247 Skipped: 3



| Answer Choices | Responses |
|----------------|------------|
| YES | 41.70% 103 |
| NO | 58.30% 144 |
| Total | 247 |

Q3 Are you a GISP (certified geographic information systems professional)?

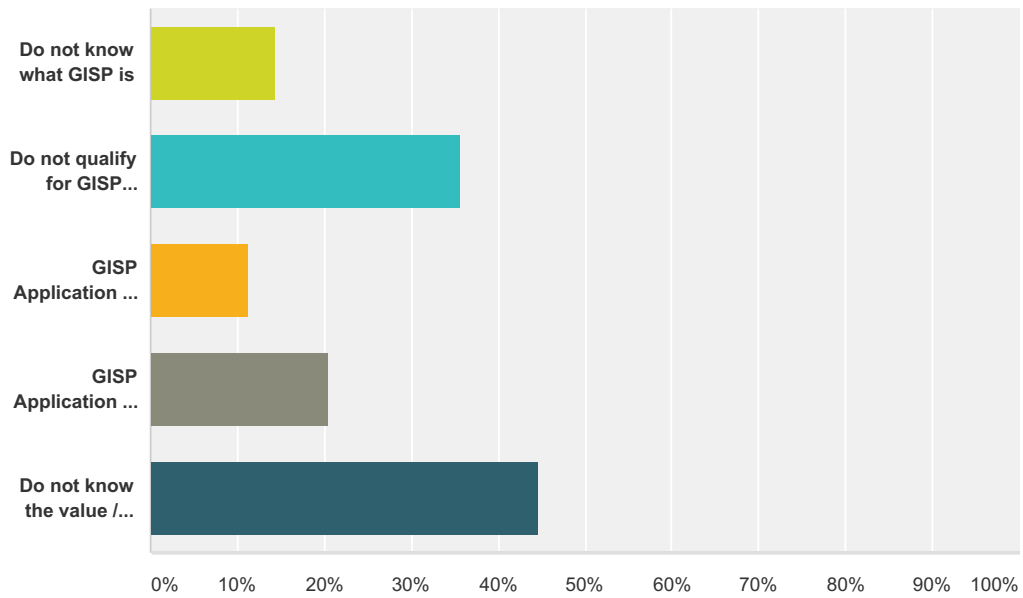
Answered: 249 Skipped: 1



| Answer Choices | Responses | |
|----------------|-----------|------------|
| YES | 25.30% | 63 |
| NO | 74.70% | 186 |
| Total | | 249 |

Q4 If NOT GISP, please indicate reason(s) for not being GISP certified.

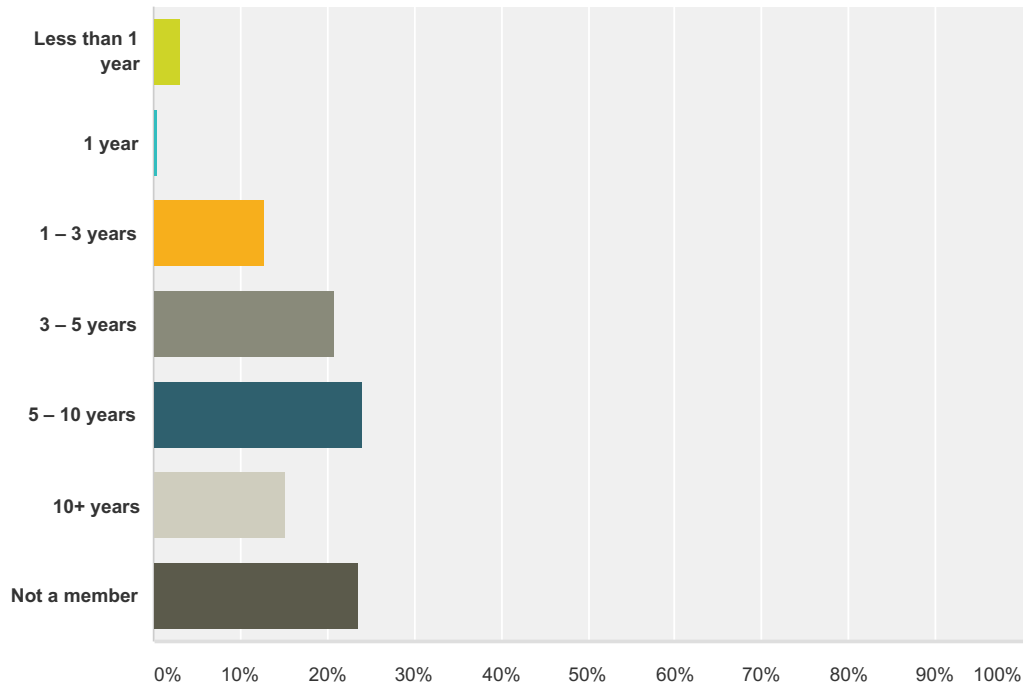
Answered: 132 Skipped: 118



| Answer Choices | Responses |
|--|-----------|
| Do not know what GISP is | 14.39% 19 |
| Do not qualify for GISP certification | 35.61% 47 |
| GISP Application is too difficult | 11.36% 15 |
| GISP Application fee too expensive | 20.45% 27 |
| Do not know the value / benefits of GISP | 44.70% 59 |
| Total Respondents: 132 | |

Q5 How long have you been a member of the NYS GIS Association?

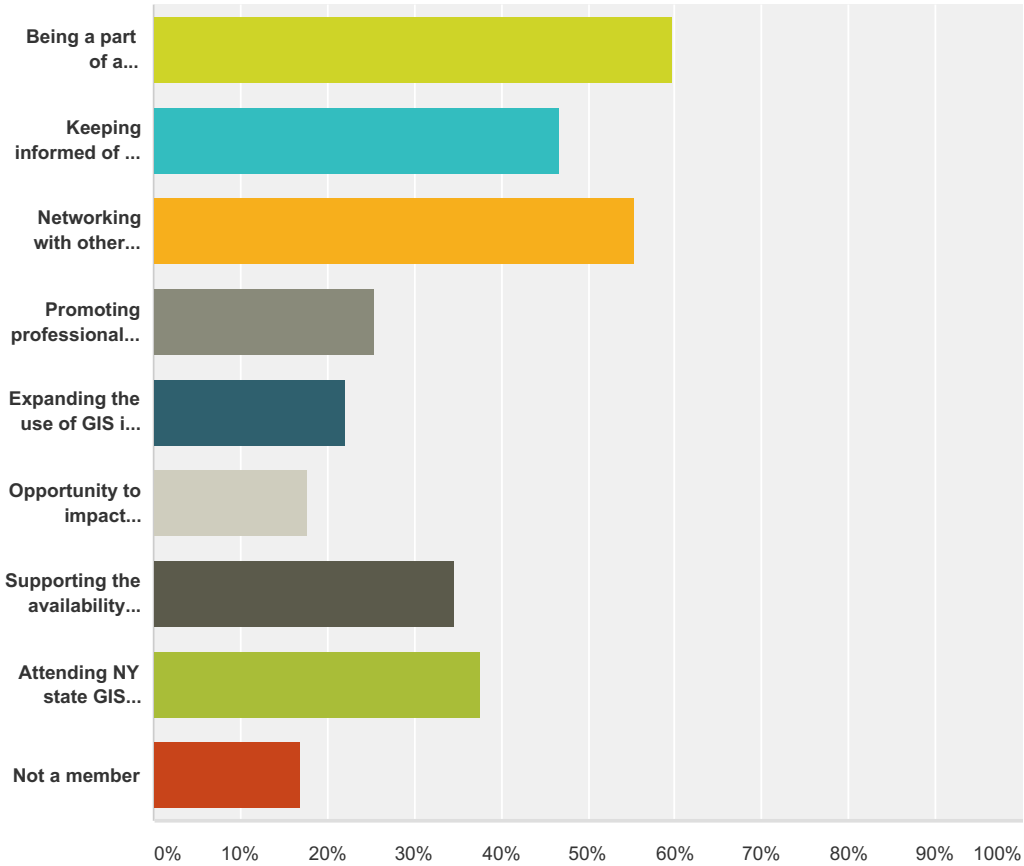
Answered: 250 Skipped: 0



| Answer Choices | Responses |
|------------------|------------|
| Less than 1 year | 3.20% 8 |
| 1 year | 0.40% 1 |
| 1 – 3 years | 12.80% 32 |
| 3 – 5 years | 20.80% 52 |
| 5 – 10 years | 24.00% 60 |
| 10+ years | 15.20% 38 |
| Not a member | 23.60% 59 |
| Total | 250 |

Q6 Please identify what you believe to be the top reasons for joining the NYSGIS Association.

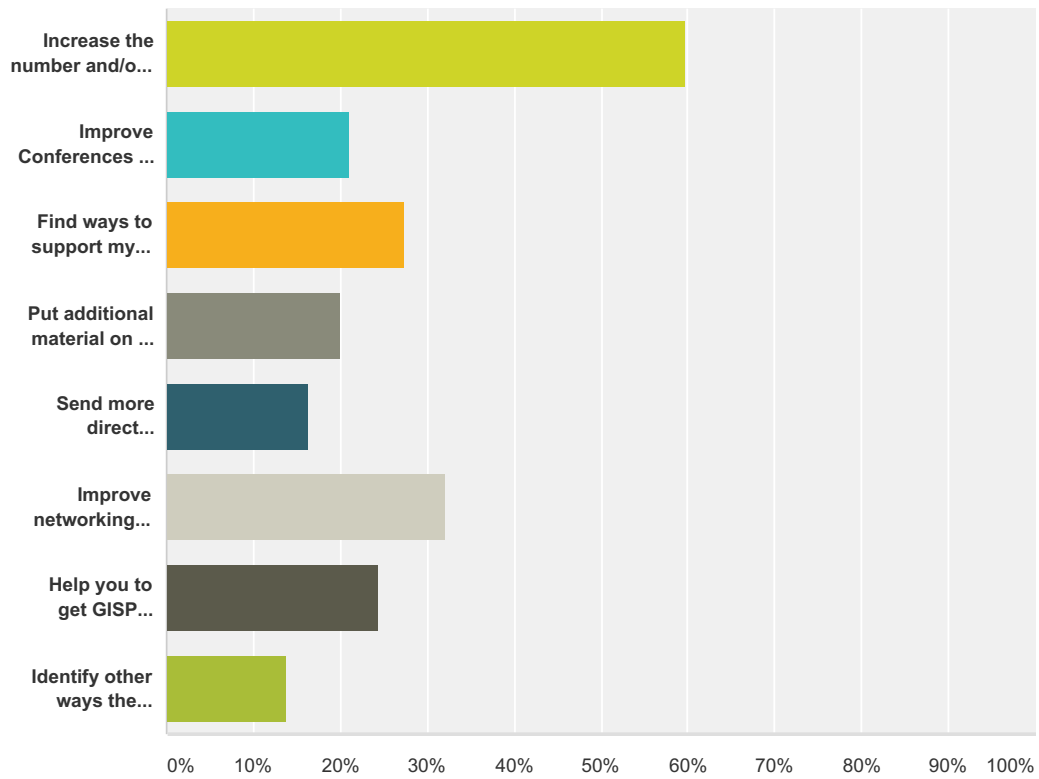
Answered: 248 Skipped: 2



| Answer Choices | Responses |
|---|------------|
| Being a part of a professional GIS organization. | 59.68% 148 |
| Keeping informed of the latest GIS news, job offerings and events. | 46.77% 116 |
| Networking with other geospatial professionals. | 55.24% 137 |
| Promoting professionalism with the GIS community. | 25.40% 63 |
| Expanding the use of GIS in other professions. | 22.18% 55 |
| Opportunity to impact legislation and other issues affecting the GIS profession in NYS. | 17.74% 44 |
| Supporting the availability of continuing GIS education and training. | 34.68% 86 |
| Attending NY state GIS Conference and NY State Geospatial Summit. | 37.50% 93 |
| Not a member | 16.94% 42 |
| Total Respondents: 248 | |

Q7 What could NYS GIS Association do to make membership more valuable to you?

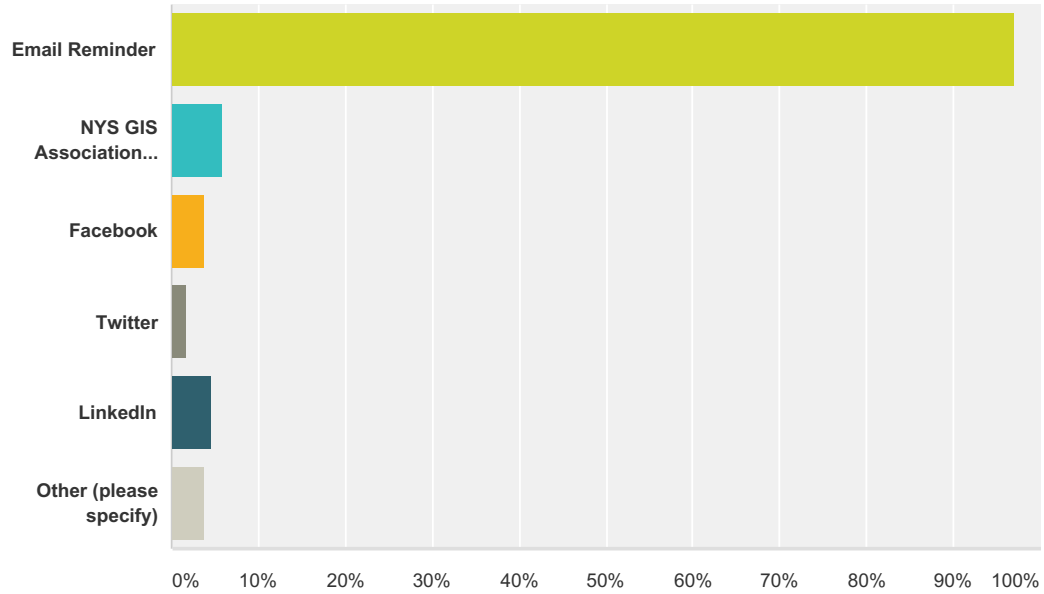
Answered: 209 Skipped: 41



| Answer Choices | Responses |
|---|------------|
| Increase the number and/or quality of professional development webinars and training sessions | 59.81% 125 |
| Improve Conferences and Summits so they are more relevant to my work | 21.05% 44 |
| Find ways to support my local/regional GIS organization | 27.27% 57 |
| Put additional material on the Association website | 20.10% 42 |
| Send more direct communications about Association activities | 16.27% 34 |
| Improve networking opportunities | 32.06% 67 |
| Help you to get GISP certification | 24.40% 51 |
| Identify other ways the Association can be of greater value to you | 13.88% 29 |
| Total Respondents: 209 | |

Q8 What would be the best way to remind you to renew NYS GIS Association annual membership in 2016?

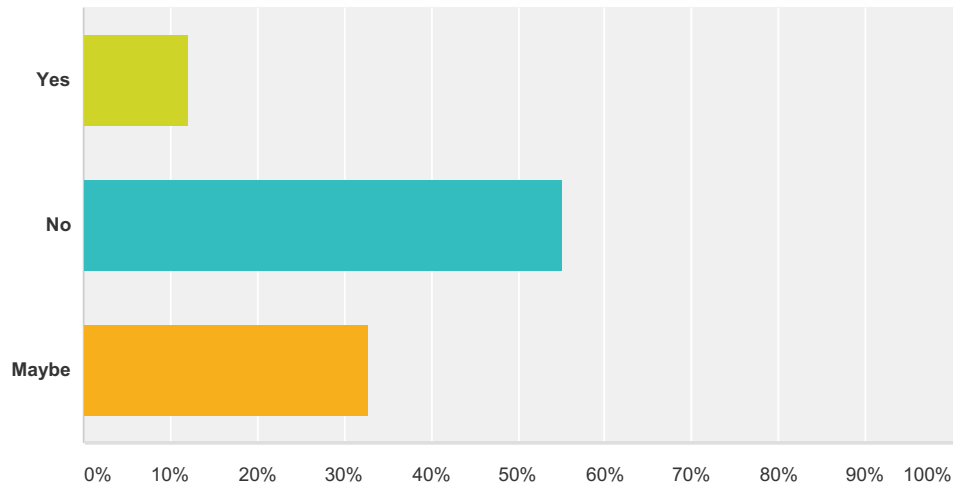
Answered: 240 Skipped: 10



| Answer Choices | Responses | |
|-------------------------------|-----------|-----|
| Email Reminder | 97.08% | 233 |
| NYS GIS Association Website | 5.83% | 14 |
| Facebook | 3.75% | 9 |
| Twitter | 1.67% | 4 |
| LinkedIn | 4.58% | 11 |
| Other (please specify) | 3.75% | 9 |
| Total Respondents: 240 | | |

Q9 If the fee structure is changed to \$25 annual registration, would that impact your decision to renew?

Answered: 241 Skipped: 9



| Answer Choices | Responses |
|----------------|------------|
| Yes | 12.03% 29 |
| No | 55.19% 133 |
| Maybe | 32.78% 79 |
| Total | 241 |

**Q10 So we can map member responses,
what is your home zip code? (5-digit ZIP
code)**

Answered: 240 Skipped: 10