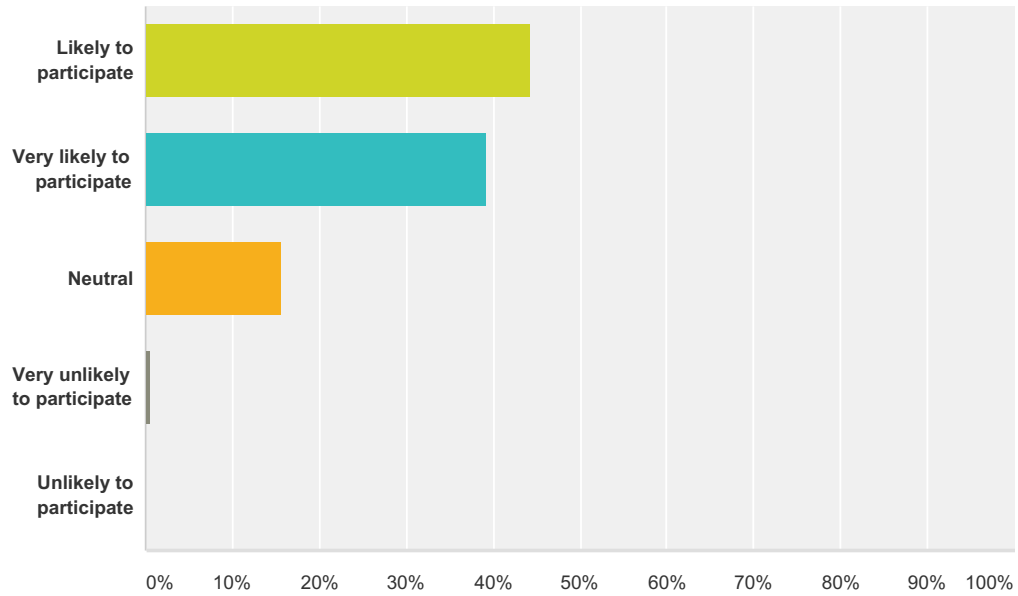


Q1 The NYS GIS Association is gathering feedback on offering training sessions of various GIS related topics. How likely are you to participate in future sessions if offered?

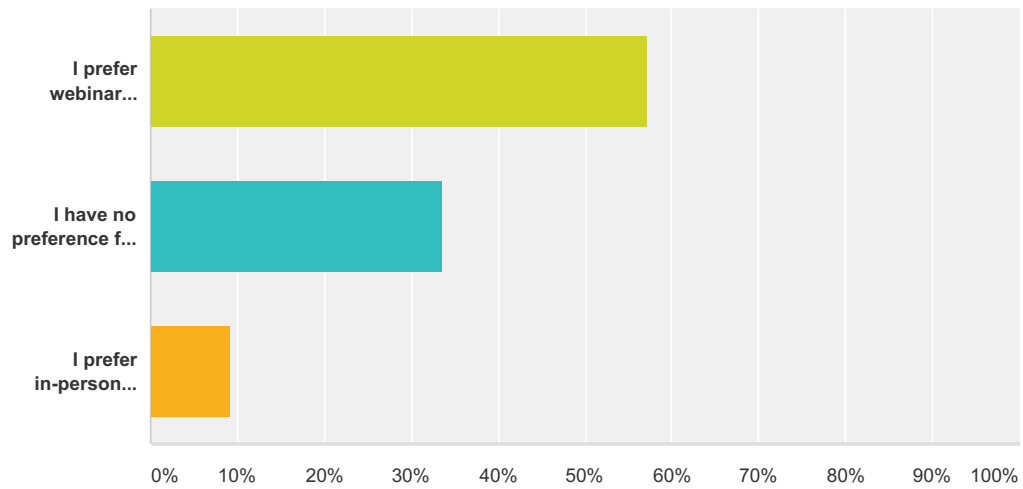
Answered: 140 Skipped: 0



| Answer Choices | Responses |
|------------------------------|------------|
| Likely to participate | 44.29% 62 |
| Very likely to participate | 39.29% 55 |
| Neutral | 15.71% 22 |
| Very unlikely to participate | 0.71% 1 |
| Unlikely to participate | 0.00% 0 |
| Total | 140 |

Q2 Would you prefer training sessions offered in-person or offered as a webinar?

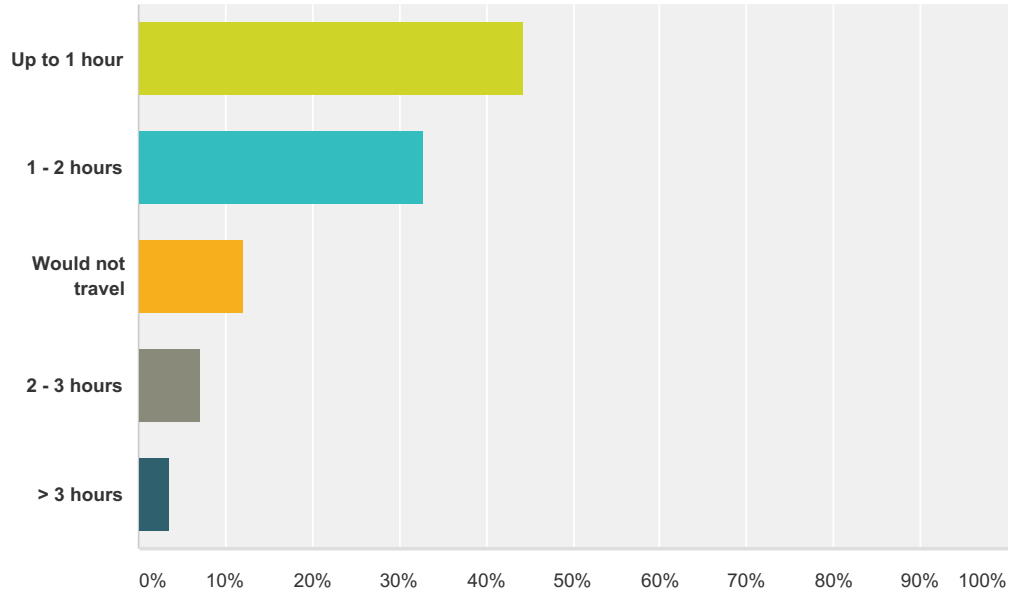
Answered: 140 Skipped: 0



| Answer Choices | Responses |
|---|------------|
| I prefer webinar training | 57.14% 80 |
| I have no preference for in-person training vs. a webinar | 33.57% 47 |
| I prefer in-person training | 9.29% 13 |
| Total | 140 |

Q3 If a few in-person trainings were offered a year, how far would you be willing to travel to attend?

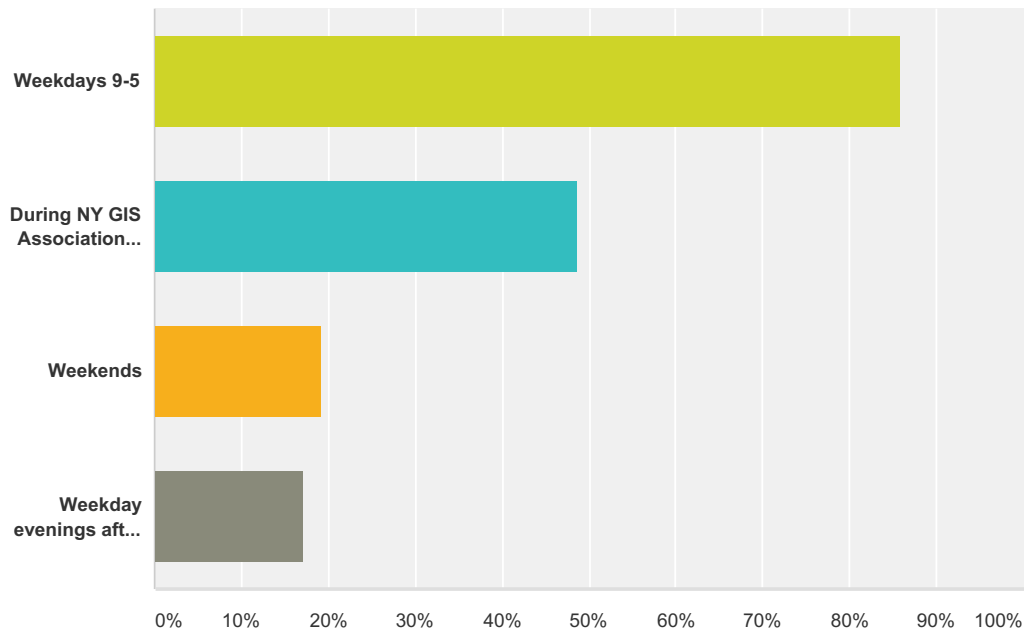
Answered: 140 Skipped: 0



| Answer Choices | Responses | |
|------------------|-----------|------------|
| Up to 1 hour | 44.29% | 62 |
| 1 - 2 hours | 32.86% | 46 |
| Would not travel | 12.14% | 17 |
| 2 - 3 hours | 7.14% | 10 |
| > 3 hours | 3.57% | 5 |
| Total | | 140 |

Q4 When should training sessions be offered?

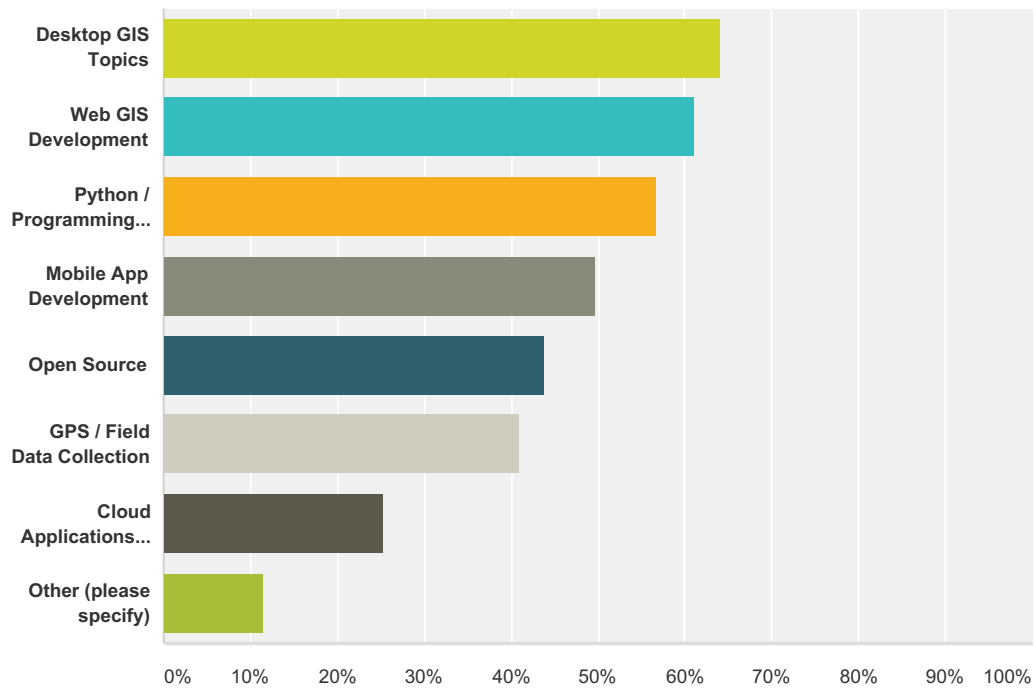
Answered: 140 Skipped: 0



| Answer Choices | Responses |
|---------------------------------------|------------|
| Weekdays 9-5 | 85.71% 120 |
| During NY GIS Association conferences | 48.57% 68 |
| Weekends | 19.29% 27 |
| Weekday evenings after 5pm | 17.14% 24 |
| Total Respondents: 140 | |

Q5 What topics would you be interested in for training sessions?

Answered: 139 Skipped: 1



| Answer Choices | Responses |
|--------------------------------|-----------|
| Desktop GIS Topics | 64.03% 89 |
| Web GIS Development | 61.15% 85 |
| Python / Programming Languages | 56.83% 79 |
| Mobile App Development | 49.64% 69 |
| Open Source | 43.88% 61 |
| GPS / Field Data Collection | 41.01% 57 |
| Cloud Applications / Servers | 25.18% 35 |
| Other (please specify) | 11.51% 16 |
| Total Respondents: 139 | |

Q6 So we may map survey responses throughout NY State, please provide your home zip code.

Answered: 138 Skipped: 2

**Q7 Do you have any additional comments
or suggestions to the NYS GIS Association
on offering training sessions?**

Answered: 23 Skipped: 117